



LANCOM 7100 VPN LANCOM 9100 VPN

Quick Reference Guide

LANCOM
Systems

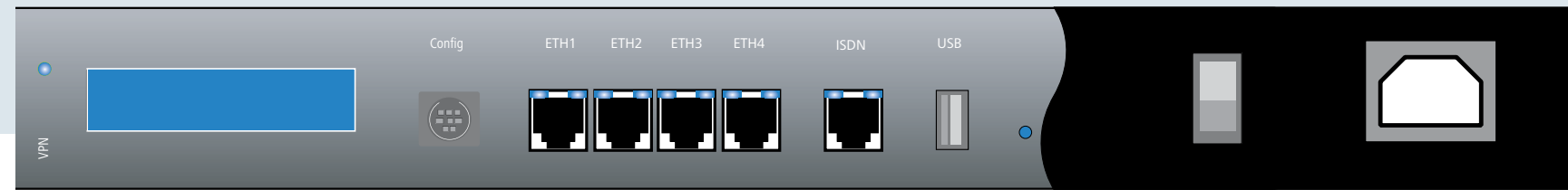


Please observe the following when setting up the device

- Mount the device into a 19" unit in a server cabinet.
- For devices to be operated on the desktop, please attach the adhesive rubber footpads
- Do not rest any objects on top of the device

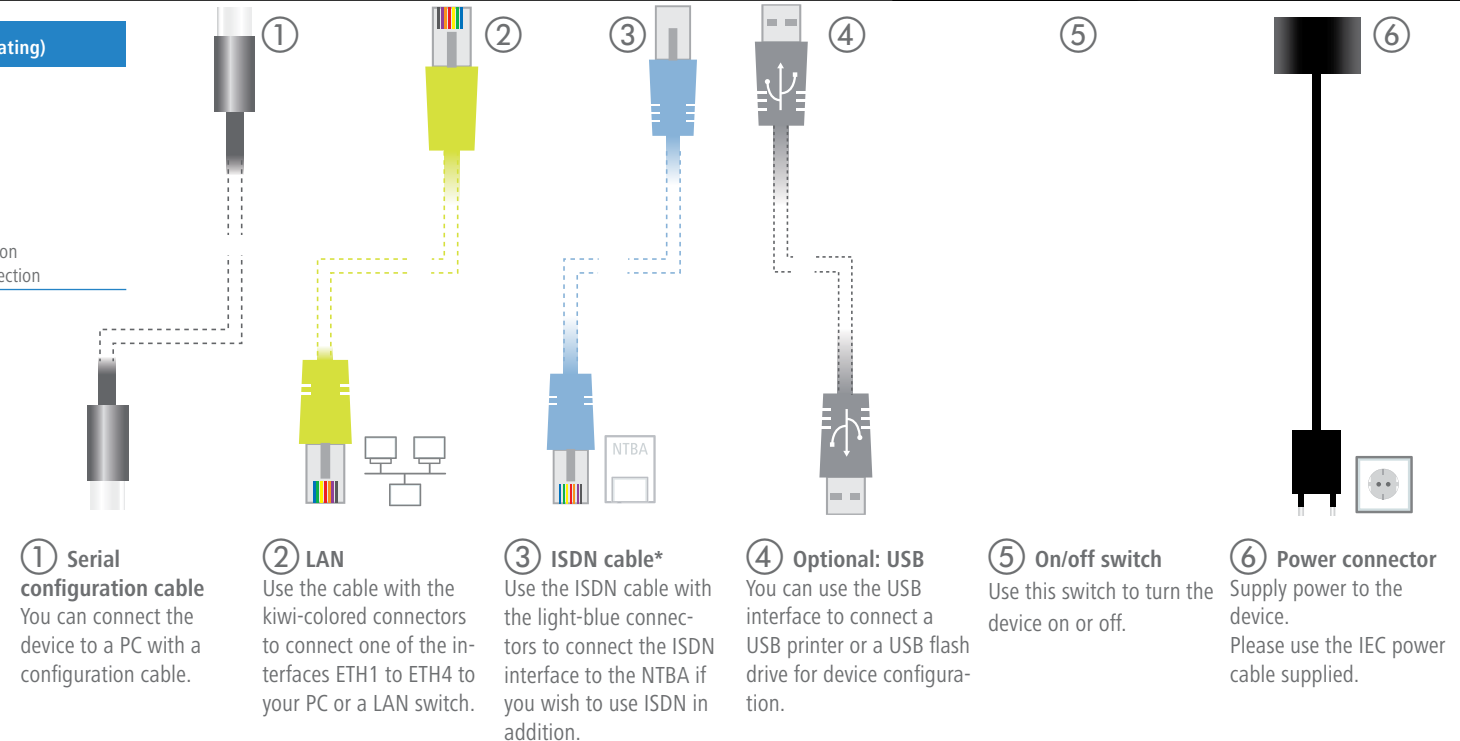


- Ensure that the ventilation slots at the back remain unobstructed



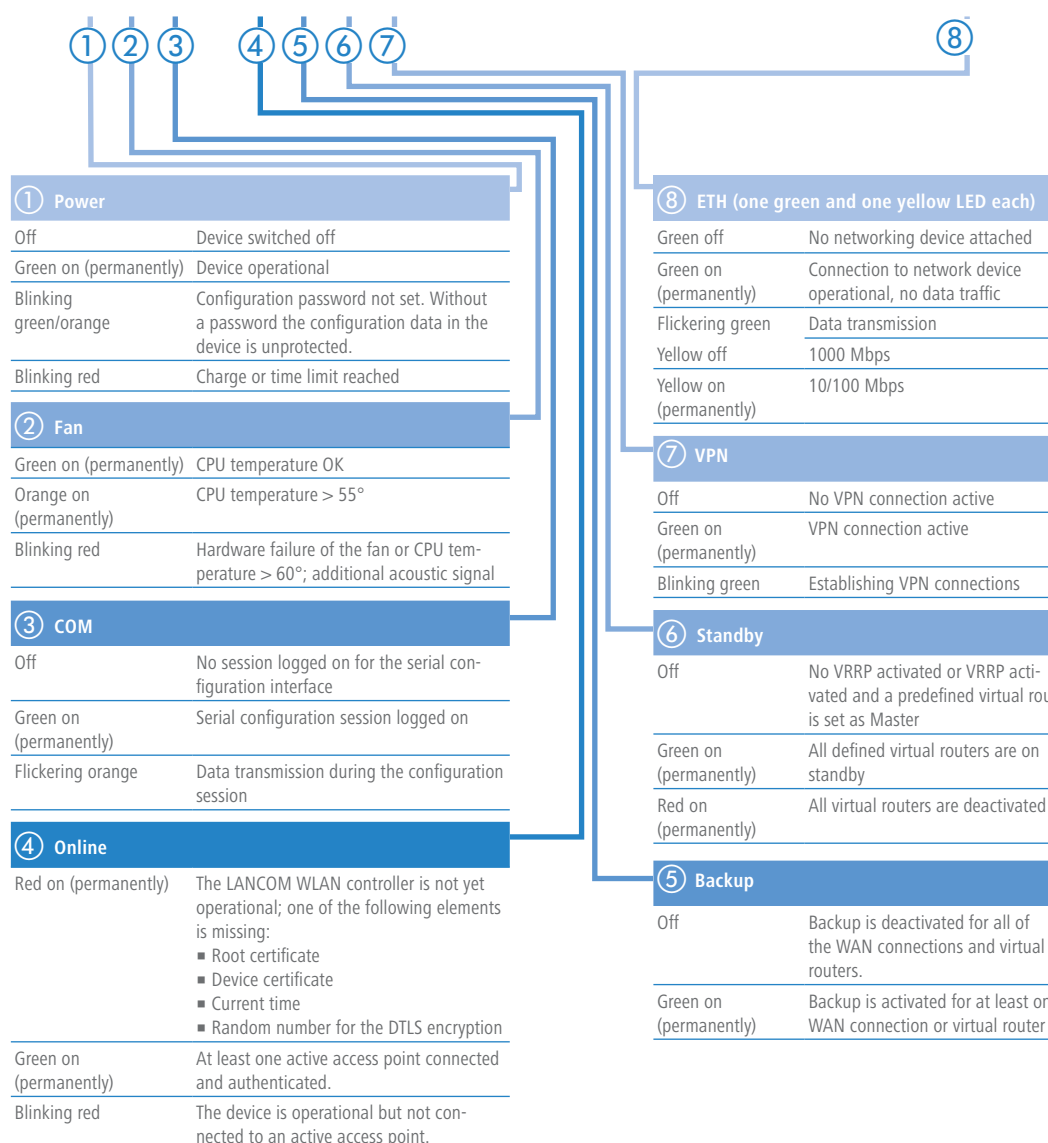

LCD display (in two lines, rotating)

- Device name
- Firmware version
- Device temperature
- Date and time
- CPU load
- Memory usage
- Number of VPN tunnels
- Data transfer in reception direction
- Data transfer in transmission direction



! Unplug the power plug from the power socket to ensure that the device is completely separated from the power supply!

MOUNTING AND CONNECTING THE DEVICE



Hardware	
Power supply	Internal power supply unit (110-230 V, 50-60 Hz)
Power consumption	30 W
Environment	Internal power supply unit (110-230 V, 50-60 Hz)
Housing	Internal power supply unit (110-230 V, 50-60 Hz)
Number of fans	1
Interfaces	
ETH	4 individual 10/100/1000-Mbps Fast Ethernet ports; up to 3 ports can be switched as additional WAN ports with load balancing
USB	USB 2.0 full-speed host port for connecting USB printers (USB print server) or serial devices (COM port server); bi-directional data exchange is possible (max. 12 Mbps).
Config (Com)	Serial configuration interface / COM port (8 pin Mini-DIN): 9,600 - 115,000 baud, suitable for optional connection of analog/GPRS modems
ISDN*	ISDN S0 Bus
WAN protocols	
Ethernet	PPPoE, Multi-PPPoE, ML-PPP, PPTP (PAC or PNS) and plain Ethernet (with or without DHCP), RIP-1, RIP-2, VLAN, IP
ISDN*	1TR6, DSS1 (Euro-ISDN), PPP, X75, HDLC, ML-PPP, V.110/GSM/HSCSD, CAPI 2.0 over LANCAPI, Stac data compression
Declaration of conformity	
CE	EN 55022, EN 55024, EN 60950
FCC	FCC Class A Part 15
Package content	
Manual	Quick Reference Guide (DE, EN) and Quick Installation Guide (DE/EN/FR/ES/IT/PT/NL), FCC Documentation (only US-Version)
CD/DVD	CD with firmware, management software (LANconfig, LANmonitor, LANCAPI) and documentation
Cable	Serial configuration cable, 1.5m
Cable	2 Ethernet cables, 3m
Cable*	ISDN cable, 3m
Cable	IEC power cord

* ISDN is not available in US version