

LANCOM Release Notes

LCOS FX

10.3.2

Copyright (c) 2002-2019 LANCOM Systems GmbH, Wuerselen (Germany)

LANCOM Systems GmbH
Adenauerstrasse 20 / B2
52146 Wuerselen
Germany

Internet: <http://www.lancom-systems.com>

July 15th, 2019, MKoser

Table of Contents

1. Preface	2
2. Supported hardware	2
3. Installation instructions for updating to LCOS FX 10.3.x	2
4. History LCOS FX	7
LCOS FX changes 10.3.1 > 10.3.2	7
LCOS FX changes 10.3.0 > 10.3.1	7
LCOS FX changes 10.2.3 > 10.3.0	7
LCOS FX changes 10.2.2 > 10.2.3	8
LCOS FX changes 10.2.1 > 10.2.2	9
LCOS FX changes 10.2.0 > 10.2.1	9
LCOS FX 10.2.0	9
5. Further information	11
6. Known issues	11
7. Disclaimer	11

1. Preface

LCOS FX is the operating system for all LANCOM R&S® Unified Firewalls. In the context of the hardware given by the products the at a time latest LCOS FX version is available for all LANCOM R&S® Unified Firewalls and is available free of charge for download from LANCOM Systems.

This document describes the innovations within LCOS FX software release 10.3.2, as well as the improvements since the previous version.

2. Supported hardware

LCOS FX version 10.3.2 is supported by the following hardware:

- > LANCOM R&S® Unified Firewall UF-50
- > LANCOM R&S® Unified Firewall UF-100
- > LANCOM R&S® Unified Firewall UF-200
- > LANCOM R&S® Unified Firewall UF-300
- > LANCOM R&S® Unified Firewall UF-500
- > LANCOM R&S® Unified Firewall UF-900
- > R&S® GPO150
- > R&S® GPA300/500
- > R&S® GPX850
- > R&S® GPZ1000/2500/5000
- > R&S® UTM+100/200/300/500/800/1000/2000/2500/5000
- > R&S® NP+200/500/800/1000/2000/2500/5000
- > R&S® GP-U 50/100/200/300/400/500
- > R&S® GP-E 800/900/1000/1100/1200
- > R&S® GP-S 1600/1700/1800/1900/2000
- > R&S® GP-T 10
- > R&S® UF-50/100/200/300/500/900/1000/1200/2000
- > R&S® UF-T10

3. Installation instructions for updating to LCOS FX 10.3.x

Note 1:

If there is not yet a working 10.2.0 firewall installation, please setup a simple 10.2.0 firewall installation with Internet connection first (see document „First installation steps“). An Internet connection is mandatory to receive updates.

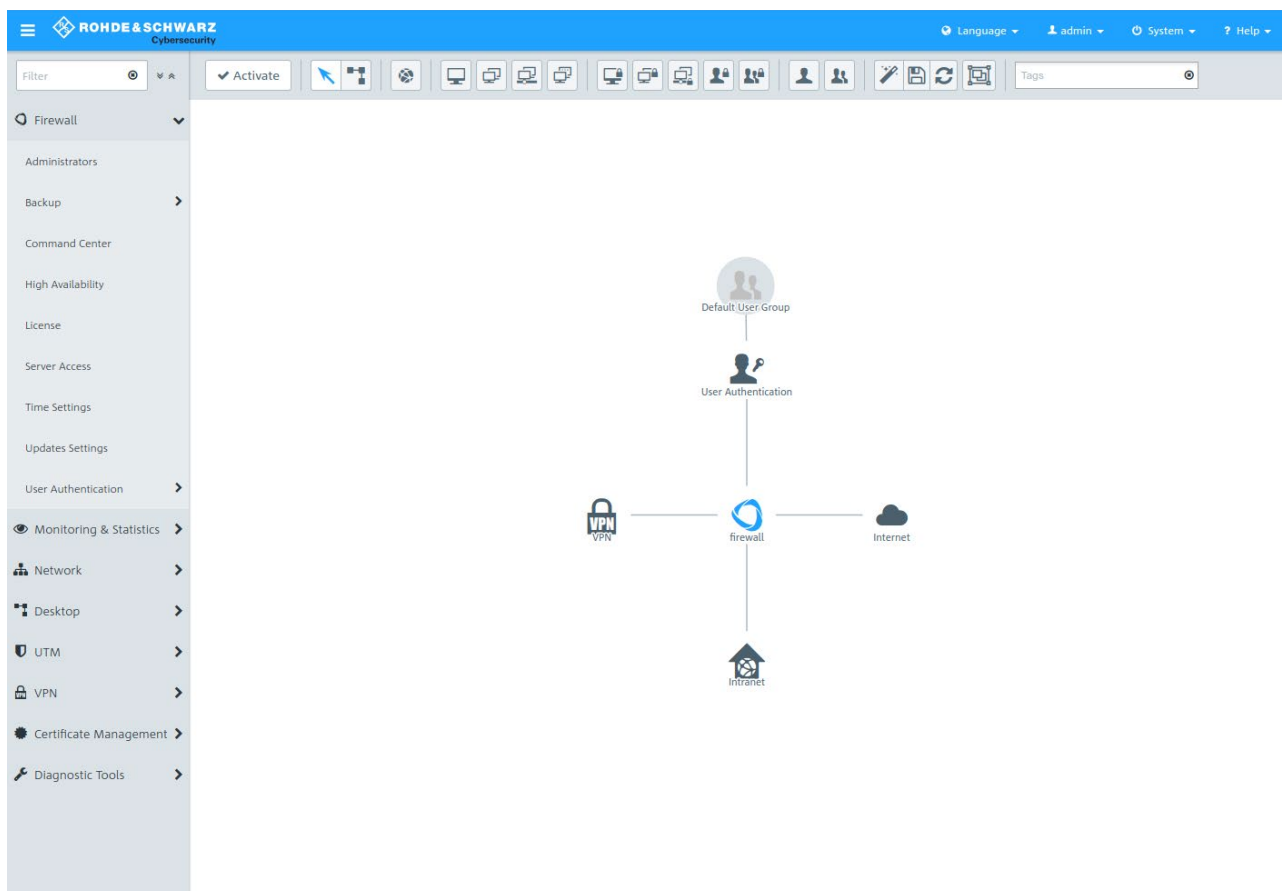
Via the auto updater on the web interface of your LANCOM R&S® Unified Firewall the respectively newer minor update version is available for step-by-step updating.

Please follow the subsequently described steps in this manual to update your device to the latest LCOS FX version.

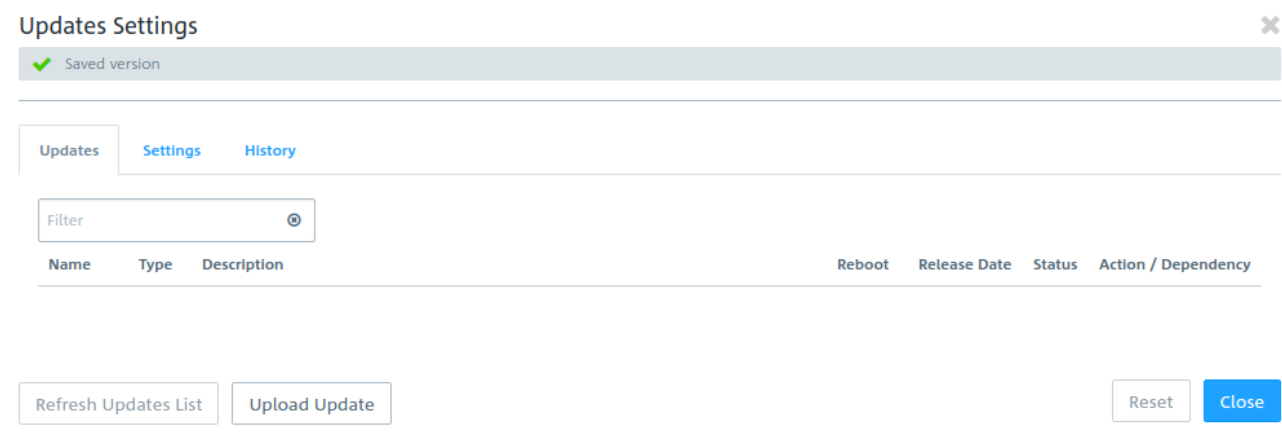
Note 2:

In order to not hinder any workflows, please first install the update in a testing environment and not in a productive setting.

In the navigation bar on the left side, select "Updates Settings" under the first item "Firewall".



In the opening window "Updates Settings" press the button "Refresh Updates List" under the tab "Updates".



From the list, select the firmware file to install and press the "Install" button.

The screenshot shows the 'Updates Settings' window with a 'Saved version' indicator. The 'Updates' tab is active, displaying a table of updates. The update HU-01123 is selected, and the 'Install' button is visible in the 'Action / Dependency' column.

Name	Type	Description	Reboot	Release Date	Status	Action / Dependency
HU-01123	hotfix	Patch 1	required	12/04/2018	new	Install

The status of the action changes to "Installing..."

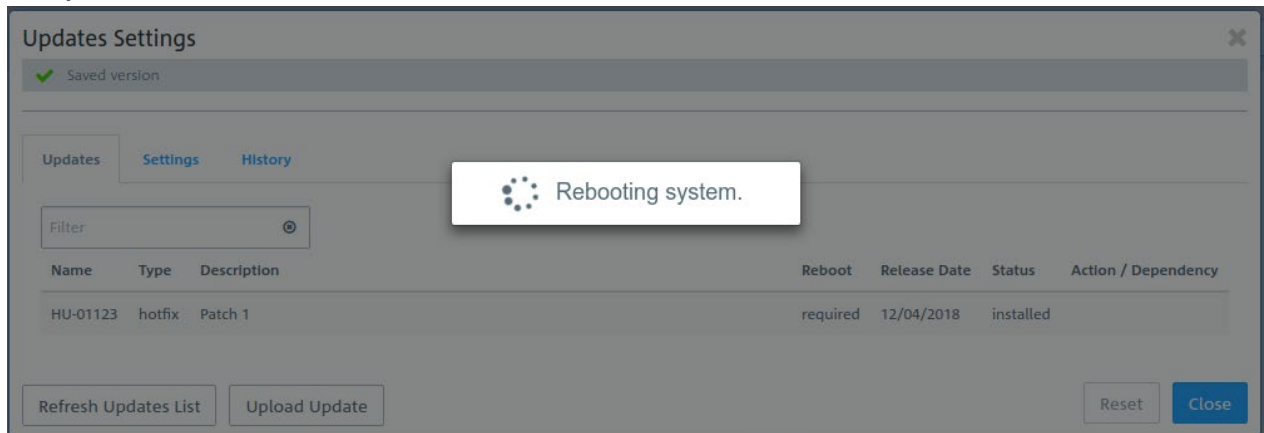
The screenshot shows the 'Updates Settings' window with the status of the update HU-01123 changed to 'Installing ...' in the 'Action / Dependency' column.

Name	Type	Description	Reboot	Release Date	Status	Action / Dependency
HU-01123	hotfix	Patch 1	required	12/04/2018	new	Installing ...

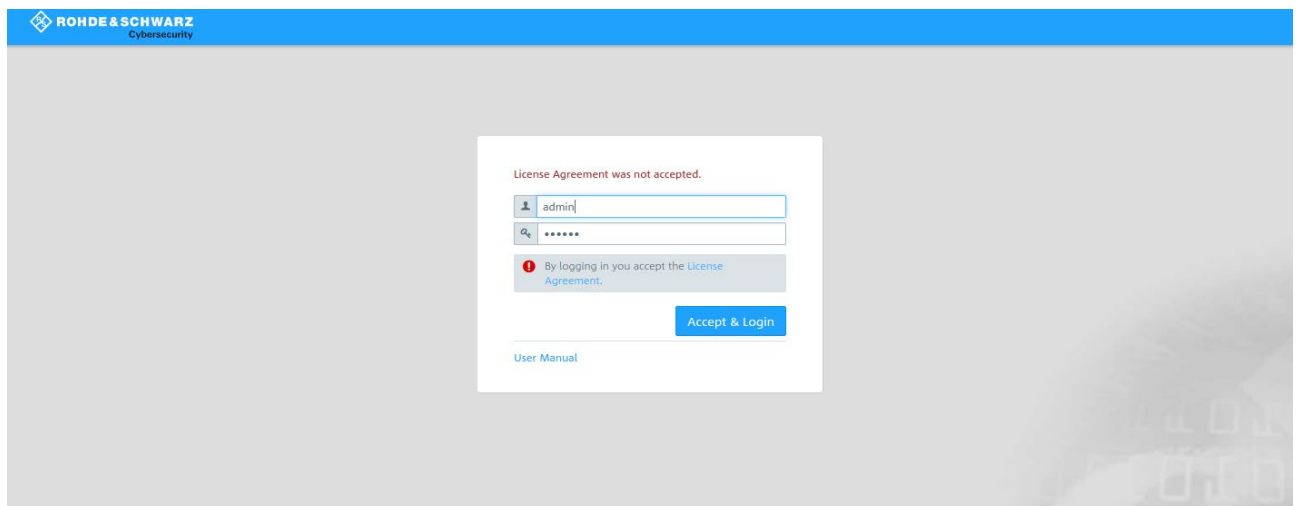
After the installation has completed a popup dialogue window appears displaying a request for rebooting the fire-wall. Confirm selecting "Reboot".

The screenshot shows the 'Updates Settings' window with a popup dialog box. The dialog box contains a question mark icon and the text: "To complete the installation of this update the system requires a reboot. Would you like to reboot the system?". There are 'Cancel' and 'Reboot' buttons.

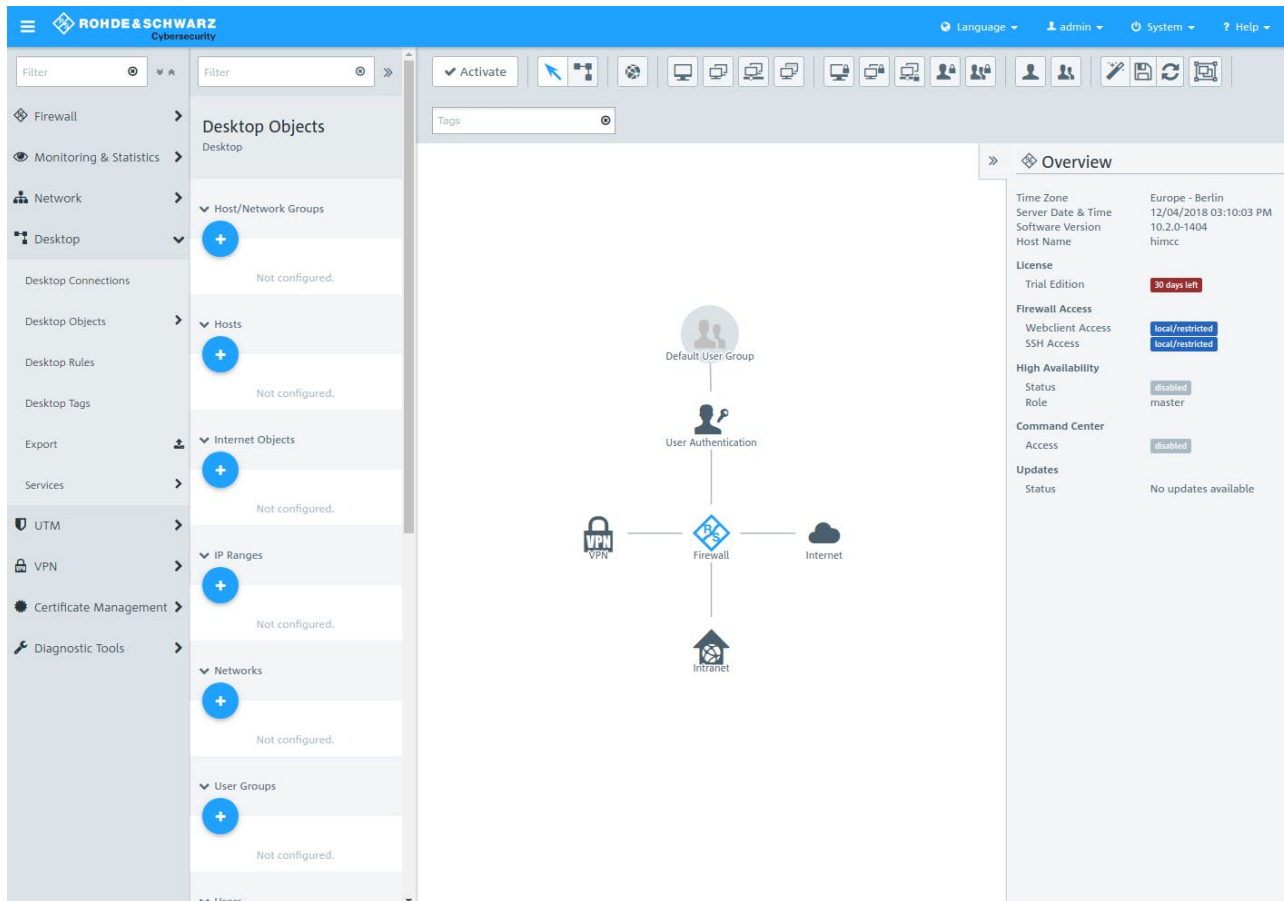
The system is rebooted.



After the firewall reboot the login window appears. When typing in your login credentials you are asked to accept the license agreement.



After having logged in, the desktop of your LANCOM R&S® Unified Firewall opens. You will notice the info bar on the right side. Here you can see information about the current software version and others.



4. History LCOS FX

LCOS FX changes 10.3.1 > 10.3.2

Bugfixes

- > Fixed problem with license handling which could result in an appliances losing the license
- > Status of IPsec site-to-site is correctly recognized in all cases
- > DNS server is correctly restarted after receiving DHCP lease
- > Removed verbose mailproxy logging
- > High availability now handles Umlauts in network connections correctly

LCOS FX changes 10.3.0 > 10.3.1

Improvements

- > Linux kernel security update to version 4.19.53 to fix the vulnerability CVE-2019-11477

LCOS FX changes 10.2.3 > 10.3.0

New features

- > Alert log
 - > Alerts are logged separately
 - Covers blocked connections, finished connections, malware, IDS/IPS, web filter, URL/Content filter, anti-spam and the application filter
 - > Easy-to-build complex filter queries with AND, OR, NOT operators
 - Smart filter proposals allow for constructing precise queries, matching specific alert attributes such as port numbers and source IP addresses
- > Online updates are possible in HA mode
- > Linux kernel security update to version 4.19.29

Improvements

- › Licenses compatible across versions
- › Improved performance of log view
- › Network interface drop-down lists show attached connections and IP addresses.
- › Updated pre-defined services
- › Improved usability of DMZ rule creation
- › Automatic log-out from web client after 10 minutes
- › Configurable end-of-license behavior
- › Improved stability of IPSec tunnels
- › Improved stability and performance of mail proxy
- › Pending changes on the rule desktop are saved on log-out
- › Log database size is now capped at approx. 8 Gbyte to ensure system stability; the oldest log entries are deleted.

Additional information

- › The end-of-license behavior changed compared to V9.X.
If you migrate from version V9.X, navigate to "Firewall" > "License" to adapt the end-of-license behavior.
- › By default, LANCOM R&S®Unified Firewalls check for software updates once per day. Navigate to "Firewall" > "Updates Settings" to change this interval.
- › Backup import supports the migration from versions V9.4 to V9.8 and V10.0, V10.1 and V10.2.
- › Devices with less than 4 Gbyte RAM do not support all UTM features to be activated simultaneously.

Discontinued features

The following features are no longer available in LANCOM R&S®Unified Firewalls version 10.3.0:

- › PPTP VPN connections
- › E-Mail reporting
- › LAN accounting
- › VPN SSL bridges
- › Desktop notes
- › Dynamic routing
- › Connection-specific DNS servers
- › Centralized management of the LANCOM R&S®Unified Firewalls using the gateprotect Command Center. Instead, use the LANCOM R&S®UF Command Center.

LCOS FX changes 10.2.2 > 10.2.3

Improvements

- › Allow Outlook Anywhere to traverse the reverse proxy
- › Administrators can adjust upstream ciphers that are accepted by the HTTP proxy.
- › Linux kernel security update to version 4.14.103
- › Improved handling of large content filter blacklists
- › Increased responsiveness of the Info area
- › Increased mail proxy performance
- › Reduced hard disk write-load
- › Improved backup compatibility
- › Improved import of multi-tier certificate chains

LCOS FX changes 10.2.1 > 10.2.2

Improvements

- › Optimized web-proxy logfile handling
- › Improved backup migration

LCOS FX changes 10.2.0 > 10.2.1

Improvements

- › Fine-grained IP-based access control for SSH and webclient management interfaces
- › Configurable listening ports for SSH and webclient management interfaces
- › Info area to show detailed information on desktop nodes
- › Whitelist for e-mail proxy to exclude particular senders/receivers from virus scan
- › Configurable HTTPS certificate for the webclient
- › SSL proxy support dropped for various outdated ciphers

LCOS FX 10.2.0

New features

- > Integration of Avira Antivirus:
 - > Avira Protection Cloud: machine learning and sandboxing
- > IDS/IPS:
 - > Improved performance thanks to a new IDS/IPS engine
 - > Simplified IDS/IPS configuration including a rule exception list for eliminating false-positive results
- > Statistics:
 - > Security messages
 - > Traffic counter
- > Protocols:
 - > Security messages
- > Web proxy upgrade:
 - > Improved HTTPS support
 - > Improved performance
- > FTP proxy upgrade
- > Reverse proxy upgrade
- > Support for link aggregation/bonding of ethernet interfaces

Improvements

- > Searchable description field for desktop objects and firewall rules
- > Services can be grouped.
- > Desktop objects for "Host-/Network groups" can contain hosts and networks.
- > Desktop objects can be tagged and filtered by tags.
- > Desktop configurations (i.e. an overview of the desktop objects and firewall rules) can be exported to the file formats PDF and HTML.
- > Realtime connection tracking
- > DNS search domains can be pushed via DHCP.
- > The webclient supports the offline upload of updates.

5. Further information

- Backups of versions 9.4 to 9.8, 10.0, 10.1, and 10.2 are supported.
- Devices with less than 4 Gbytes of RAM can not execute all UTM features simultaneously.

6. Known issues

- System- and audit protocols are not synced when operating in high availability mode.
- Some monitoring information is not yet available:
 - User login status
 - Network interfaces load

7. Disclaimer

LANCOM Systems GmbH does not take any guarantee and liability for software not developed, manufactured or distributed by LANCOM Systems GmbH, especially not for shareware and other extraneous software.