


# LCOS LX 5.38

## Addendum



# Contents

<b>1 Addendum to LCOS LX version 5.38.....</b>	<b>4</b>
<b>2 Support for WEBconfig and terminal sessions from the LMC.....</b>	<b>5</b>
<b>3 PoE Passthrough configuration.....</b>	<b>6</b>
3.1 Additions to the Setup menu.....	6
3.1.1 PoE-Passthrough.....	6
<b>4 Upload and download the device configuration via WEBconfig.....</b>	<b>8</b>
4.1 Download configuration.....	8
4.2 Uploading configuration.....	8

## Copyright

© 2022 LANCOM Systems GmbH, Würselen (Germany). All rights reserved.

While the information in this manual has been compiled with great care, it may not be deemed an assurance of product characteristics. LANCOM Systems shall be liable only to the degree specified in the terms of sale and delivery.

The reproduction and distribution of the documentation and software supplied with this product and the use of its contents is subject to written authorization from LANCOM Systems. We reserve the right to make any alterations that arise as the result of technical development.

Windows® and Microsoft® are registered trademarks of Microsoft, Corp.

LANCOM, LANCOM Systems, LANcommunity and Hyper Integration are registered trademarks. All other names or descriptions used may be trademarks or registered trademarks of their owners. This document contains statements relating to future products and their attributes. LANCOM Systems reserves the right to change these without notice. No liability for technical errors and/or omissions.

This product contains separate open-source software components. These are subject to their own licenses, in particular the General Public License (GPL). License information relating to the device firmware (LCOS LX) is available on the CLI by using the command `show 3rd-party-licenses`. If the respective license demands, the source files for the corresponding software components will be made available on request. Please contact us via e-mail under [gpl@lancom.de](mailto:gpl@lancom.de).

Products from LANCOM Systems include software developed by the "OpenSSL Project" for use in the "OpenSSL Toolkit" ([www.openssl.org](http://www.openssl.org)).

Products from include cryptographic software written by Eric Young ([ey@cryptsoft.com](mailto:ey@cryptsoft.com)).

Products from LANCOM Systems include software developed by the NetBSD Foundation, Inc. and its contributors.

Products from LANCOM Systems contain the LZMA SDK developed by Igor Pavlov.

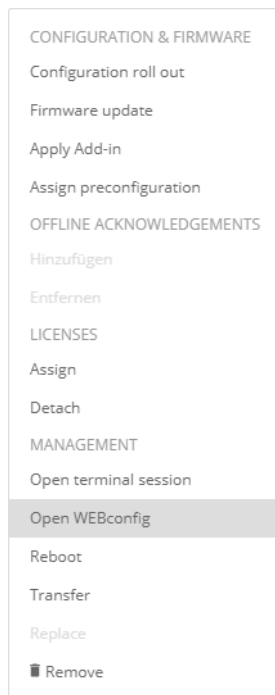
LANCOM Systems GmbH  
Adenauerstr. 20/B2  
52146 Würselen, Germany  
Germany  
[www.lancom-systems.com](http://www.lancom-systems.com)

# 1 Addendum to LCOS LX version 5.38

This document describes the changes and enhancements in LCOS LX version 5.38 since the previous version.

## 2 Support for WEBconfig and terminal sessions from the LMC

As of LCOS LX 5.38, WEBconfig and terminal / CLI sessions can be established from the LANCOM Management Cloud (LMC). The connection is established from the context menu of a device in the device list of the LMC:



## 3 PoE Passthrough configuration

The models LANCOM OX-6400 and LANCOM OX-6402 provide a PoE Passthrough feature. If the access point is supplied with PoE 802.3bt (60W), a further PoE device (PD) can be connected to the second Ethernet port ETH2, and this in turn can be fed with a maximum of 30W.

### Configuration by LANconfig

The configuration is performed under **Management > Extended**.

PoE Passthrough

PoE Passthrough: No ▾

### PoE Passthrough

This item switches the PoE Passthrough feature on and off. In the factory default settings it is deactivated. LANmonitor and WEBconfig provide additional status information.

### Configuration by WEBconfig

This feature is configured under **System configuration > PoE Passthrough configuration**.

**PoE passthrough configuration >**

PoE-Passthrough:	Yes
PoE-Type:	Type 3 or 4 (802.3bt), class 0-4
PoE-Output-Power-mW:	4610
PoE-Output-Class:	Class-0

### PoE Passthrough

The PoE Passthrough feature is switched on or off here.

### PoE Type

Information about the PoE type.

### PoE output-Power-mW

Status information about the energy output in milliwatts.

### PoE Output-Class

Status information about the PoE output class.

## 3.1 Additions to the Setup menu

### 3.1.1 PoE-Passthrough

The models LANCOM OX-6400 and LANCOM OX-6402 provide a PoE Passthrough feature. If the access point is supplied with PoE 802.3bt (60W), a further PoE device (PD) can be connected to the second Ethernet port ETH2, and this in turn can be fed with a maximum of 30W.

This item switches the PoE Passthrough feature on and off.

**SNMP ID:**

2.11.130

**Console path:**

**Setup > Config**

**Possible values:****No**

The PoE Passthrough feature is turned off.

**Yes**

The PoE Passthrough feature is turned on.

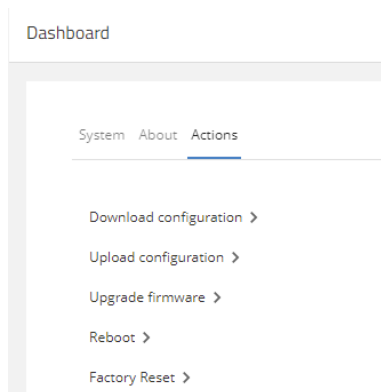
**Default:**

No

## 4 Upload and download the device configuration via WEBconfig

As of LCOS LX version 5.38, the device configuration in the \*.lcf format can be uploaded to the device from WEBconfig and downloaded from the device.

Within the dashboard you will find these new features in the system overview using the **Actions** item.

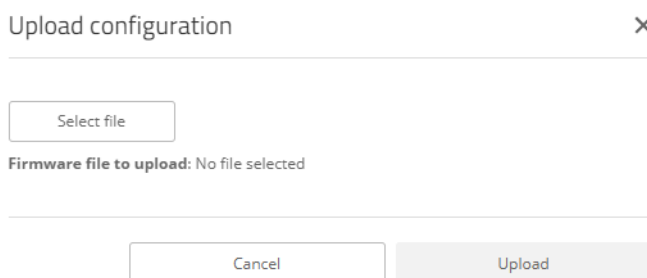


### 4.1 Download configuration

The action **Download configuration** lets you download a device configuration in the \*.lcf format. A click on the action immediately downloads the configuration.

### 4.2 Uploading configuration

The action **Upload configuration** lets you upload a new device configuration in the \*.lcf format.



Click **Select file** to select a configuration file. Use the button **Upload** to upload this file to the device.